

How It Works: Tutor.com Classroom

Connect with expert tutors for on-demand, 1-to-1 help.

The expert tutors at Tutor.com can help you work through a tough homework problem, improve your writing skills, study for a test, review a difficult concept, and so much more!

Live Tutoring Step-By-Step Guide

Step 1: Get started (A)

- 1.
2. Click on **Tutor.com**.
If necessary, create or sign in to your free Tutor.com account.
3. Click on the **Connect with a tutor now** button at the top of the page.

Step 2: Find the right tutor (B)

Select your language, topic, subject, and grade level. Use your chat box or an audio connection to instant-message or speak with your tutor in the online classroom. Choose whichever communication option you prefer. You and the tutor may also use the interactive whiteboard to share work and ideas.

If you'd like, you can share files with your tutor. Upload an essay, your lab report, or whatever else you're working on. You and your tutor will be able to view the file together in the classroom.

Step 3: Start your session (C)

Click on the **CONNECT NOW** button to quickly connect with an incredible tutor.

All activity in the classroom is recorded for review and quality control.

Step 4: Rate and review your session

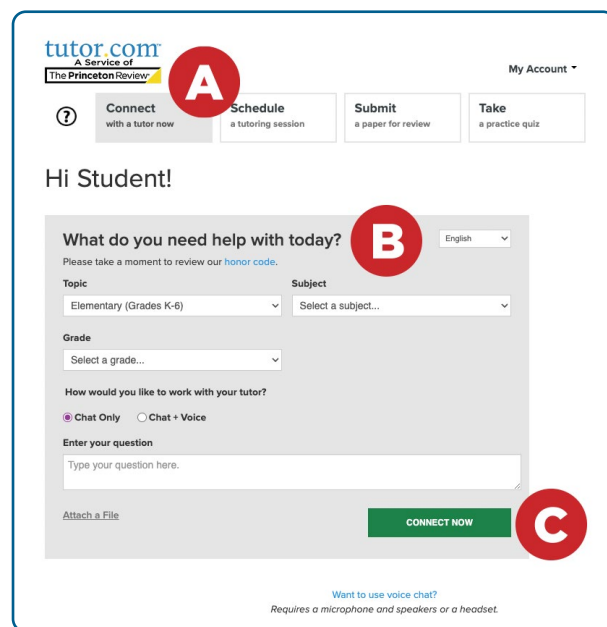
After each session, be sure to let us know how we did! Complete the survey and share your comments. Then, you'll have the option to play a video of your session and email or print the chat log and whiteboards.

Step 5: End your session

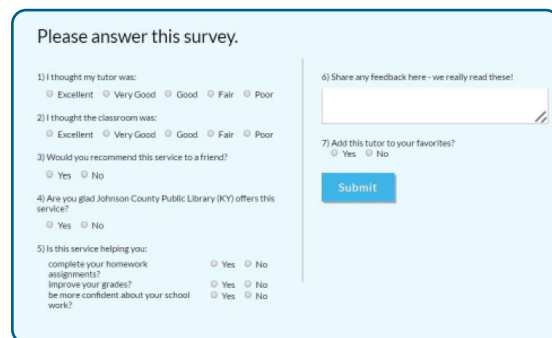
Once you finish rating and reviewing your session, simply click **End Session** and close the Tutor.com window.

Step 6: Start a new session whenever you need help

If you want to start a new session, you can do so at any time by following steps 2–5 above.



The screenshot shows the Tutor.com homepage. At the top, there are navigation buttons: 'Connect with a tutor now' (marked with a red circle 'A'), 'Schedule a tutoring session', 'Submit a paper for review', and 'Take a practice quiz'. Below these is a 'Hi Student!' greeting. The main form, 'What do you need help with today?' (marked with a red circle 'B'), includes fields for 'Topic' (set to 'Elementary (Grades K-6)'), 'Subject' (set to 'Select a subject...'), and 'Grade' (set to 'Select a grade...'). It also has radio buttons for 'Chat Only' (selected) and 'Chat + Voice'. Below the form is a text input field for 'Enter your question' and a 'CONNECT NOW' button (marked with a red circle 'C'). At the bottom right, there is a note: 'Want to use voice chat? Requires a microphone and speakers or a headset.'



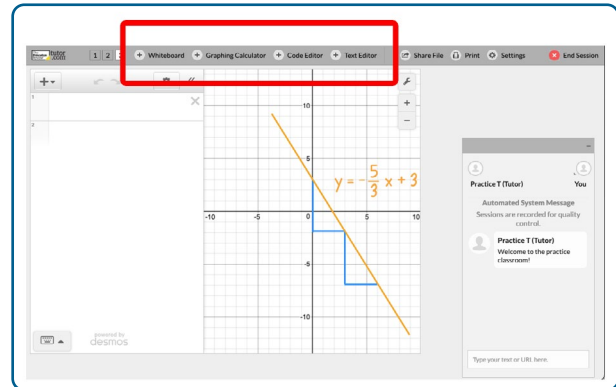
The screenshot shows a survey form titled 'Please answer this survey.' It contains seven questions with radio button options:

- 1) I thought my tutor was:
 Excellent Very Good Good Fair Poor
- 2) I thought the classroom was:
 Excellent Very Good Good Fair Poor
- 3) Would you recommend this service to a friend?
 Yes No
- 4) Are you glad Johnson County Public Library (JCPL) offers this service?
 Yes No
- 5) Is this service helping you:
complete your homework assignments? Yes No
improve your grades? Yes No
be more confident about your school work? Yes No
- 6) Share any feedback here - we really read these!
- 7) Add this tutor to your favorites?
 Yes No

A 'Submit' button is located at the bottom right of the survey form.

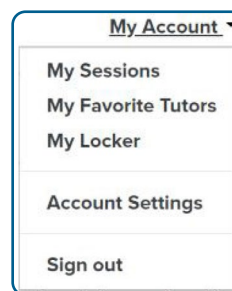
Use Special Tools

The Tutor.com online classroom includes a graphing calculator, text editor, and code editor that you can use when working on subject material that may require these special tools. Open them by using the buttons above the whiteboard.



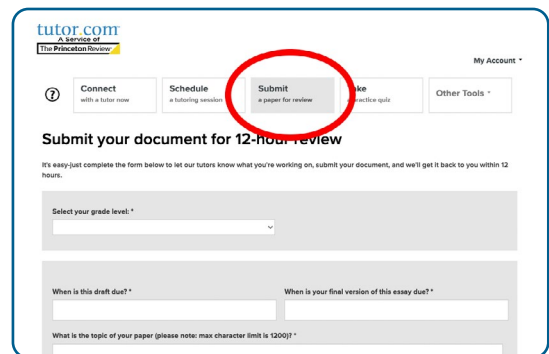
Use My Account

You can take a look at your past sessions in **My Sessions**. Be sure to tag your favorite tutors so that you can work with them in the future. Reconnect with your favorite tutors or see when they are next scheduled in the **My Favorite Tutors** section. You can see files you have saved or shared with your tutors in **My Locker**.



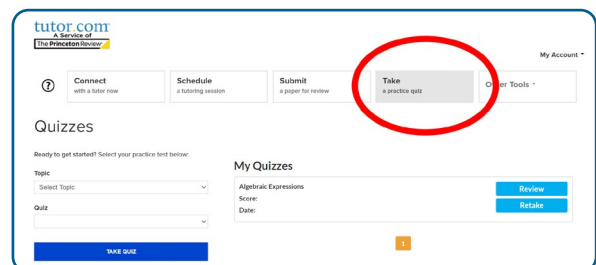
Writing Help

Our **Drop-Off Review** service allows you to get help from a tutor without having a live session. Just upload your writing homework, grammar worksheet, or anything else you need help with, and a tutor will send you helpful feedback within a day. You can see your tutor's feedback in **My Sessions**.



Practice Quizzes

Use our practice quizzes to get ready for math, science, and English tests. Take a quiz, see the questions you answered correctly, and connect with a tutor about anything you missed.



Connect with a tutor anytime. We are here to help!